

## Features

- 1/4" Round / Single-Turn / Cermet Industrial / Sealed
- 5 standard terminal styles
- Tape and reel packaging available
- Listed on the QPL for style RJ50 per MIL-PRF-22097 and RJR50 per High-Rel MIL-PRF-39035

- RoHS compliant\* version available

# 3329 - 1/4" Round Trimming Potentiometer

### Electrical Characteristics

Standard Resistance Range	.....10 to 1 megohm (see standard resistance table)
Resistance Tolerance	.....±10 % std. (closer tolerance available)
Absolute Minimum Resistance	.....1 % or 2 ohms (whichever is greater)
Contact Resistance Variation	.....3.0 % or 3 ohms max. (whichever is greater)
Adjustability	
Voltage	.....±0.05 %
Resistance	.....±0.15 %
Resolution	.....Infinite
Insulation Resistance	.....500 vdc. 1,000 megohms min.
Dielectric Strength	
Sea Level	.....600 vac
80,000 Feet	.....250 vac
Adjustment Angle	.....240 ° nom.

### Environmental Characteristics

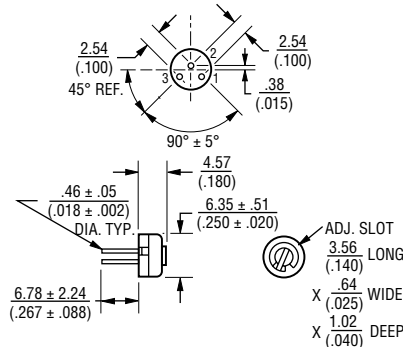
Power Rating @ 85 °C (300 volts max.)	.....0.5 watt
Power Rating @ 150 °C	.....0 watt
Temperature Range	.....-55 °C to +150 °C
Temperature Coefficient	.....±100 ppm/°C
Seal Test	.....85 °C Fluorinert†
Humidity	.....MIL-STD-202 Method 106 96 hours (3 % ΔTR, 10 Megohms IR)
Vibration	.....30 G (1 % ΔTR; 1 % ΔVR) except "P" pin style
Shock	.....100 G (1 % ΔTR; 1 % ΔVR)
Load Life	
.....1,000 hours 0.5 watt @ 85 °C	(3 % ΔTR; 3 % CRV)
Rotational Life	.....200 cycles (4 % ΔTR; 4 % CRV)

### Physical Characteristics

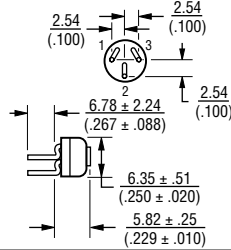
Mechanical Angle	.....260 ° nom.
Torque	.....5.0 oz-in. max.
Stop Strength	.....5.0 oz-in. min.
Terminals	.....Solderable pins
Weight	.....0.02 oz.
Marking	.....Manufacturer's trademark, resistance code, date code, manufacturer's model number and style
Wiper	.....50 % (Actual TR) ±10 %
Standard Packaging	.....50 pcs. per tube
Adjustment Tool	.....H-90

### Product Dimensions

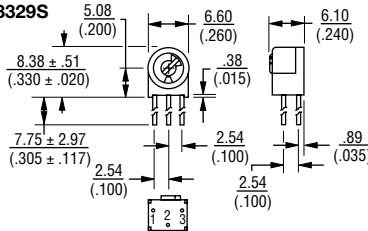
3329H



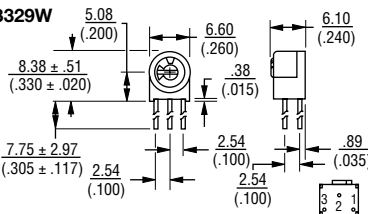
3329P



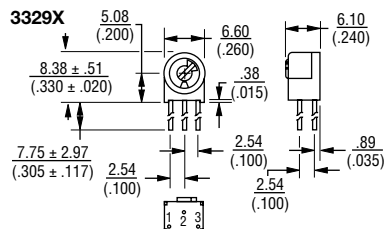
3329S



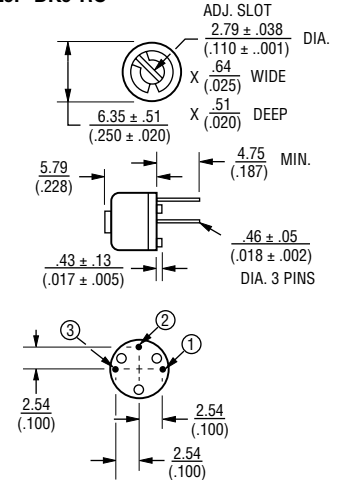
3329W



3329X

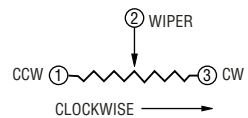


3329P-DK9-RC



TOLERANCES: ± 0.25 (.010) EXCEPT WHERE NOTED

DIMENSIONS ARE:  $\frac{\text{MM}}{\text{(INCHES)}}$



### How To Order

3329 M - 1 - 103 LF

Model	_____
Style	_____
Standard or Modified Product Indicator	_____
-1 = Standard Product	
-DK9 = Plastic Spacer	
Resistance Code	_____
Packaging Designator	_____
Blank = Tube (Standard)	
R = Tape and Reel (M and U Pin Styles Only)	
A = Ammo Pack (M and U Pin Styles Only)	
Terminations	_____
LF = 100 % Tin-plated (RoHS compliant)	
Blank = 90 % Tin / 10 % Lead-plated (Standard)	
Consult factory for other available options.	

\*RoHS Directive 2002/95/EC Jan 27 2003 including Annex.

†"Fluorinert" is a registered trademark of 3M Co.

Specifications are subject to change without notice.

Customers should verify actual device performance in their specific applications.

# 3329 - 1/4 " Round Trimming Potentiometer

**BOURNS®**

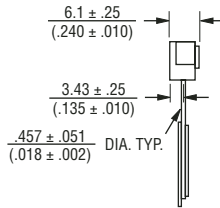
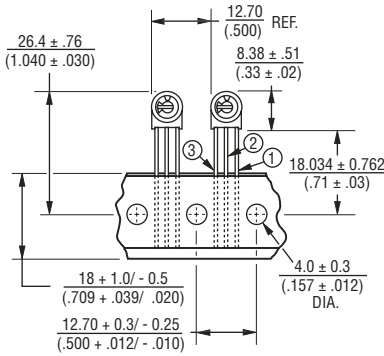
## Standard Resistance Table

Resistance (Ohms)	Resistance Code
10	100
20	200
50	500
<b>100</b>	<b>101</b>
<b>200</b>	<b>201</b>
<b>500</b>	<b>501</b>
<b>1,000</b>	<b>102</b>
<b>2,000</b>	<b>202</b>
<b>5,000</b>	<b>502</b>
<b>10,000</b>	<b>103</b>
<b>20,000</b>	<b>203</b>
<b>25,000</b>	<b>253</b>
<b>50,000</b>	<b>503</b>
<b>100,000</b>	<b>104</b>
200,000	204
250,000	254
500,000	504
1,000,000	105

Popular distribution resistance values listed in boldface. Special resistances available.

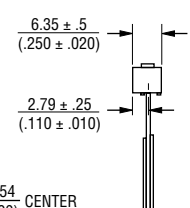
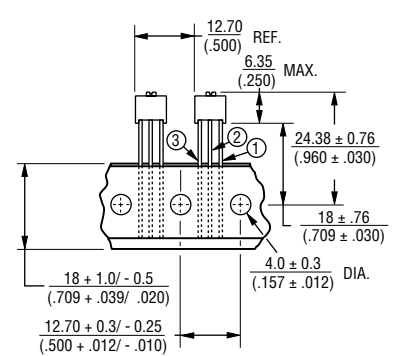
## Packaging Specifications

### SIDE ADJUST 3329M-1



ALL PINS IN-LINE ON  $\frac{2.54}{(.100)}$  CENTER  
DIMENSIONS:  $\frac{\text{MM}}{\text{(INCHES)}}$   
1000/REEL/BOX

### TOP ADJUST 3329U-1



ALL PINS IN-LINE ON  $\frac{2.54}{(.100)}$  CENTER  
DIMENSIONS:  $\frac{\text{MM}}{\text{(INCHES)}}$   
1000/REEL/BOX

Meets EIA Specification 468.