

SANYO	No.1029C	2SB927/2SD1247
		PNP/NPN Epitaxial Planar Silicon Transistors
Large-Current Driving Applications		

Applications

- . Power supplies, relay drivers, lamp drivers, electrical equipment

Features

- . Adoption of FBET, MBIT processes
- . Low saturation voltage
- . Large current capacity and wide ASO

() : 2SB927

Absolute Maximum Ratings at $T_a=25^\circ\text{C}$

			unit
Collector to Base Voltage	V_{CB0}	(-) 30	V
Collector to Emitter Voltage	V_{CE0}	(-) 25	V
Emitter to Base Voltage	V_{EB0}	(-) 6	V
Collector Current	I_C	(-) 2.5	A
Collector Current(Pulse)	I_{CP}	(-) 5	A
Collector Dissipation	P_C	1.0	W
Junction Temperature	T_j	150	$^\circ\text{C}$
Storage Temperature	T_{stg}	-55 to +150	$^\circ\text{C}$

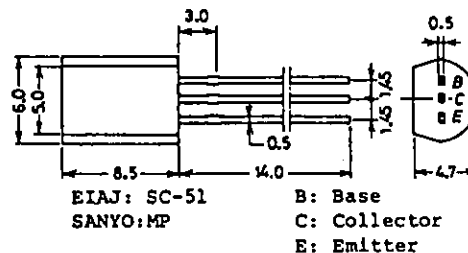
Electrical Characteristics at $T_a=25^\circ\text{C}$

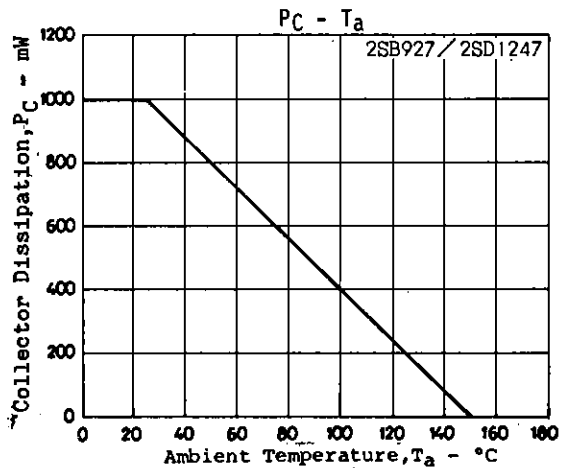
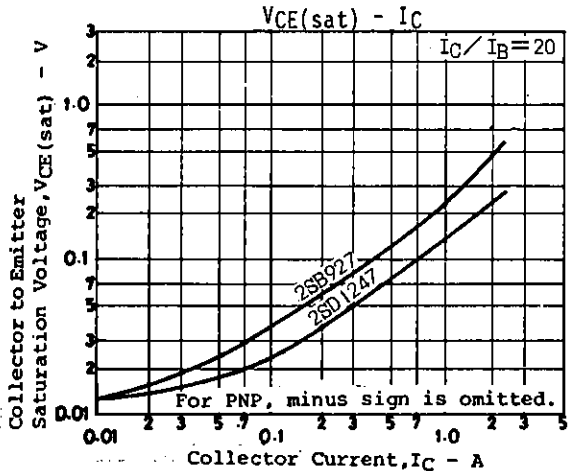
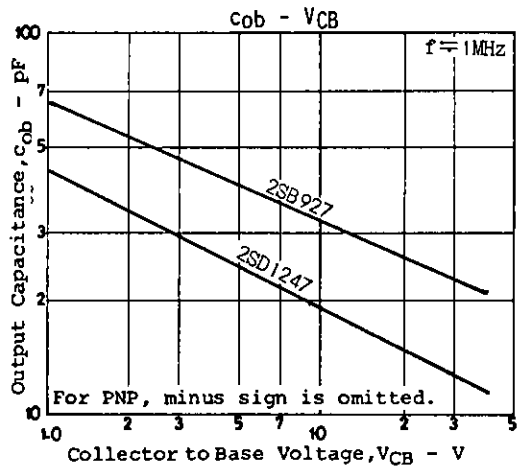
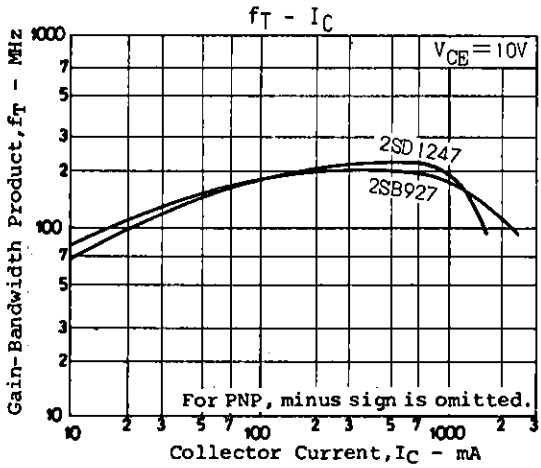
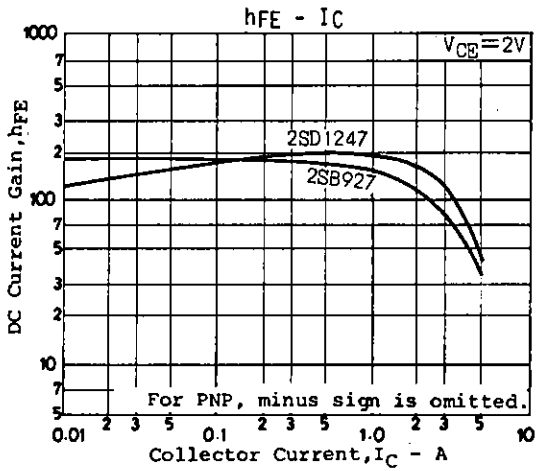
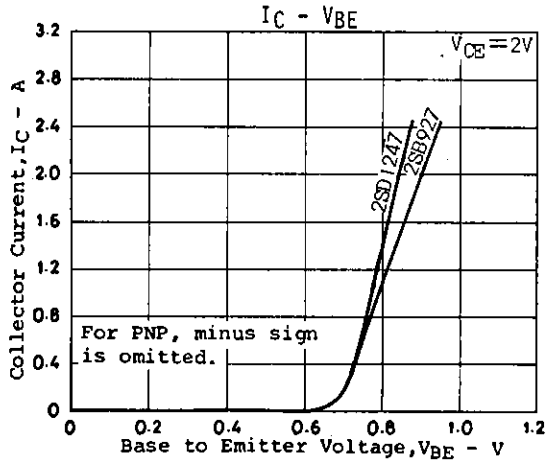
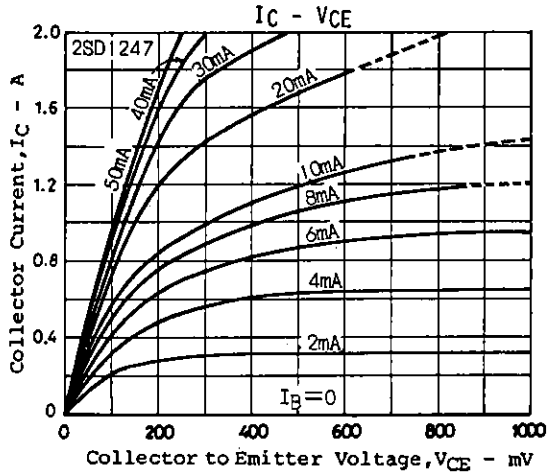
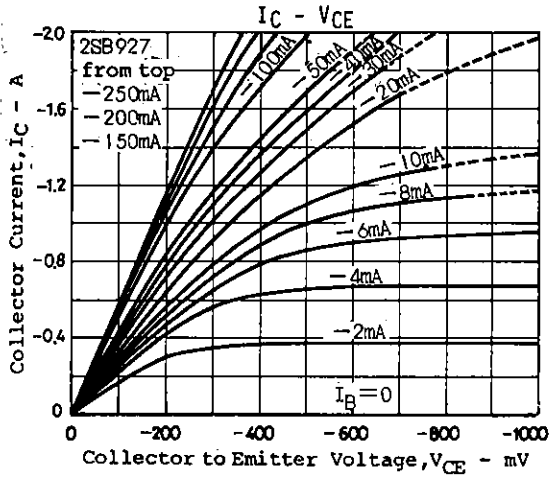
			min	typ	max	unit
Collector Cutoff Current	I_{CBO}	$V_{CB}=(-) 20\text{V}, I_E=0$			(-) 0.1	μA
Emitter Cutoff Current	I_{EBO}	$V_{EB}=(-) 4\text{V}, I_C=0$			(-) 0.1	μA
DC Current Gain	$h_{FE(1)}$	$V_{CE}=(-) 2\text{V}, I_C=(-) 0.1\text{A}$	100*		560*	
	$h_{FE(2)}$	$V_{CE}=(-) 2\text{V}, I_C=(-) 1.5\text{A}$	65	130		
Gain-Bandwidth Product	f_T	$V_{CE}=(-) 10\text{V}, I_C=(-) 50\text{mA}$		150		MHz
Common Base Output Capacitance	c_{ob}	$V_{CB}=(-) 10\text{V}, f=1\text{MHz}$		19		pF
				(32)		
Collector to Emitter Saturation Voltage	$V_{CE(sat)}$	$I_C=(-) 1.5\text{A}, I_B=(-) 75\text{mA}$	0.18	0.4		V
			(-0.35)	(-0.6)		
Base to Emitter Saturation Voltage	$V_{BE(sat)}$	$I_C=(-) 1.5\text{A}, I_B=(-) 75\text{mA}$	0.85	1.2		V

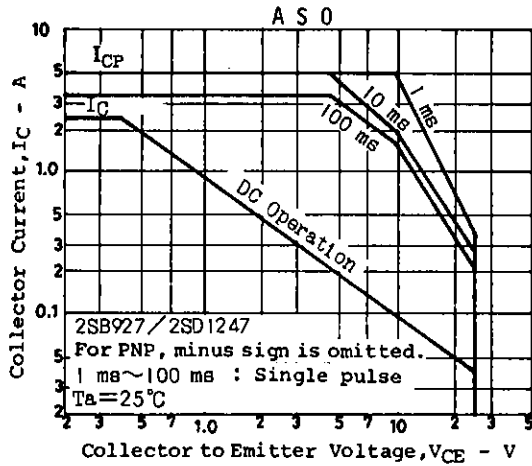
* The 2SB927/2SD1247 are classified by 0.1A h_{FE} as follows :

100	R	200	140	S	280	200	T	400	280	U	560
-----	---	-----	-----	---	-----	-----	---	-----	-----	---	-----

Package Dimensions 2006A
(unit: mm)







- No products described or contained herein are intended for use in surgical implants, life-support systems, aerospace equipment, nuclear power control systems, vehicles, disaster/crime-prevention equipment and the like, the failure of which may directly or indirectly cause injury, death or property loss.
- Anyone purchasing any products described or contained herein for an above-mentioned use shall:
 - ① Accept full responsibility and indemnify and defend SANYO ELECTRIC CO., LTD., its affiliates, subsidiaries and distributors and all their officers and employees, jointly and severally, against any and all claims and litigation and all damages, cost and expenses associated with such use:
 - ② Not impose any responsibility for any fault or negligence which may be cited in any such claim or litigation on SANYO ELECTRIC CO., LTD., its affiliates, subsidiaries and distributors or any of their officers and employees jointly or severally.
- Information (including circuit diagrams and circuit parameters) herein is for example only; it is not guaranteed for volume production. SANYO believes information herein is accurate and reliable, but no guarantees are made or implied regarding its use or any infringements of intellectual property rights or other rights of third parties.