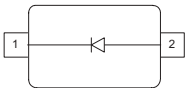


Silicon Variable Capacitance Diode

- For VHF TV / VTR tuners
- Pb-free (RoHS compliant) package ¹⁾
- Qualified according AEC Q101


BB640


Type	Package	Configuration	L_S (nH)	Marking
BB640	SOD323	single	1.8	red S

Maximum Ratings at $T_A = 25^\circ\text{C}$, unless otherwise specified

Parameter	Symbol	Value	Unit
Diode reverse voltage	V_R	30	V
Peak reverse voltage ($R \geq 5\text{k}\Omega$)	V_{RM}	35	
Forward current	I_F	20	mA
Operating temperature range	T_{Op}	-55 ... 150	°C
Storage temperature	T_{stg}	-55 ... 150	

¹Pb-containing package may be available upon special request

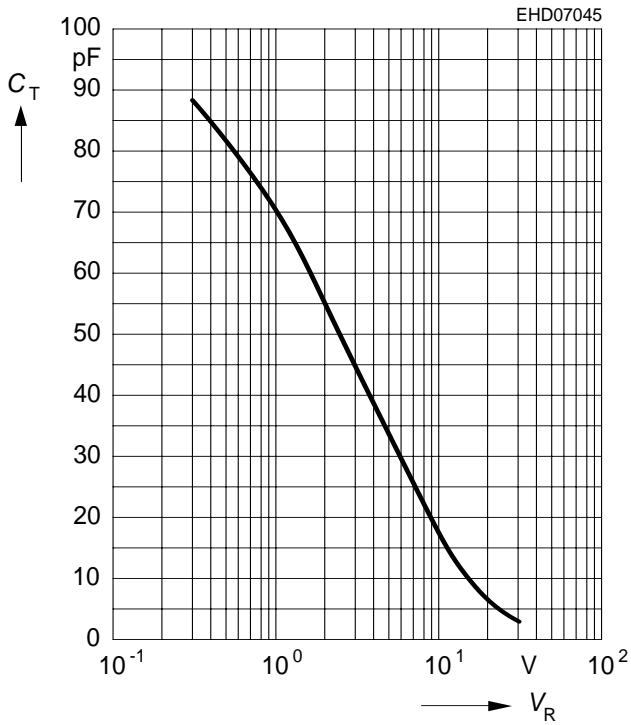
Electrical Characteristics at $T_A = 25^\circ\text{C}$, unless otherwise specified

Parameter	Symbol	Values			Unit
		min.	typ.	max.	
DC Characteristics					
Reverse current	I_R				nA
$V_R = 30\text{ V}$		-	-	10	
$V_R = 30\text{ V}, T_A = 85^\circ\text{C}$		-	-	200	
AC Characteristics					
Diode capacitance	C_T				pF
$V_R = 1\text{ V}, f = 1\text{ MHz}$		62	69	76	
$V_R = 2\text{ V}, f = 1\text{ MHz}$		47.5	54.5	61.5	
$V_R = 25\text{ V}, f = 1\text{ MHz}$		2.85	3.28	3.7	
$V_R = 28\text{ V}, f = 1\text{ MHz}$		2.8	3.05	3.3	
Capacitance ratio	C_{T1}/C_{T28}	19.5	-	25	
$V_R = 1\text{ V}, V_R = 28\text{ V}, f = 1\text{ MHz}$					
Capacitance ratio	C_{T2}/C_{T25}	15	16.6	-	
$V_R = 2\text{ V}, V_R = 25\text{ V}, f = 1\text{ MHz}$					
Capacitance matching ¹⁾	$\Delta C_T/C_T$	-	-	2.5	%
$V_R = 1\text{ V}, V_R = 28\text{ V}, f = 1\text{ MHz}$					
Series resistance	r_S	-	1.15	-	Ω
$C_T = 12\text{ pF}, f = 100\text{ MHz}$					

¹For details please refer to Application Note 047.

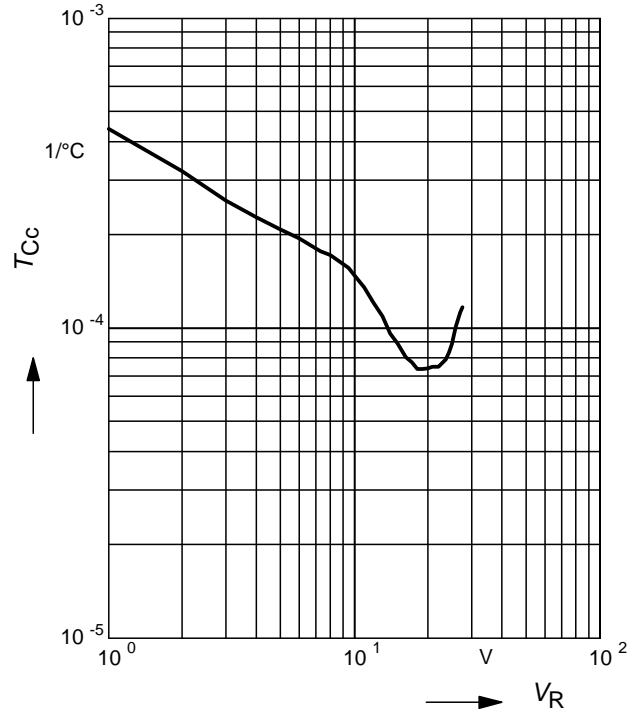
Diode capacitance $C_T = f(V_R)$

$f = 1\text{MHz}$



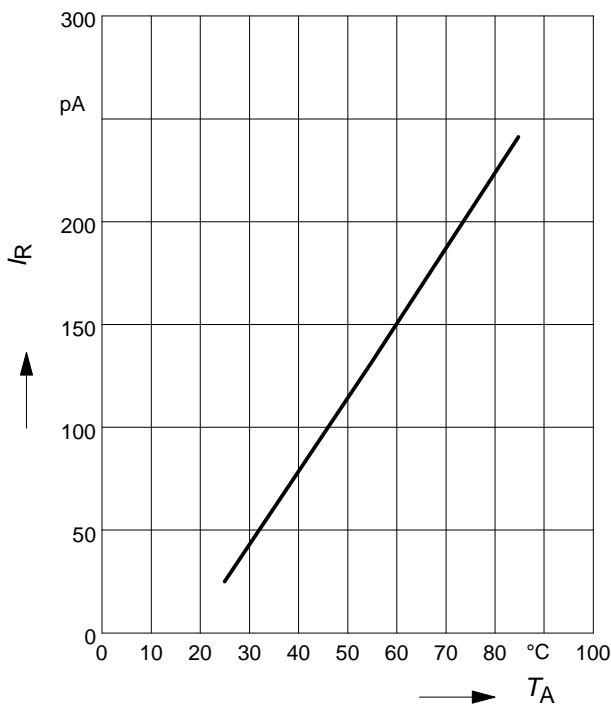
Temperature coefficient of the diode capacitance $T_{Cc} = f(V_R)$

$T_{Cc} = f(V_R)$



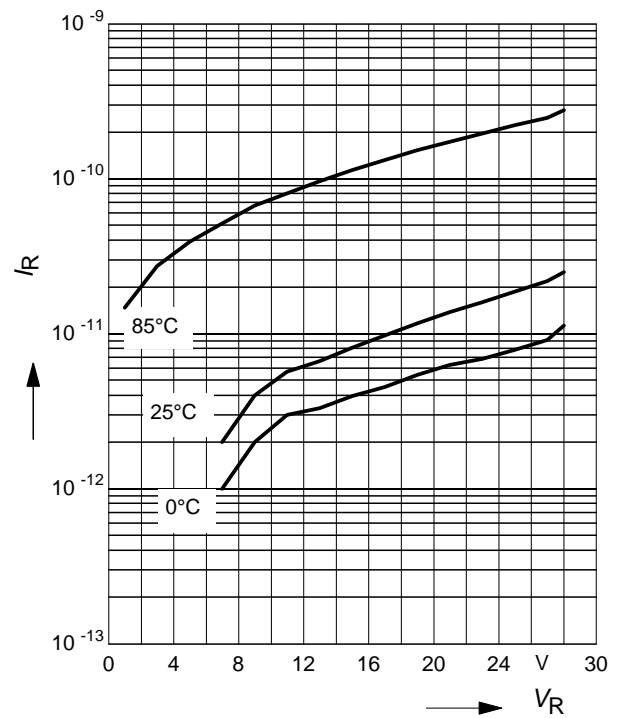
Reverse current $I_R = f(T_A)$

$V_R = 28\text{V}$

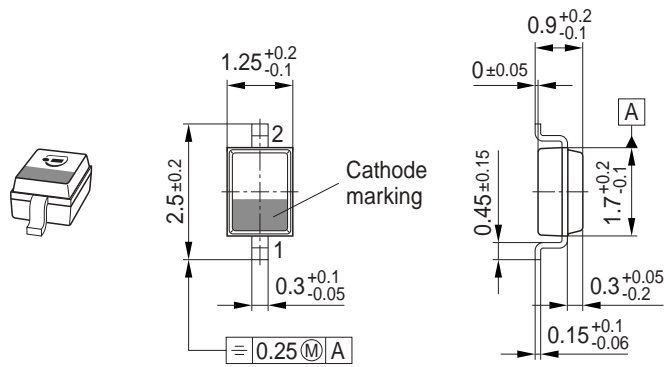


Reverse current $I_R = f(V_R)$

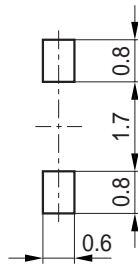
$T_A = \text{Parameter}$



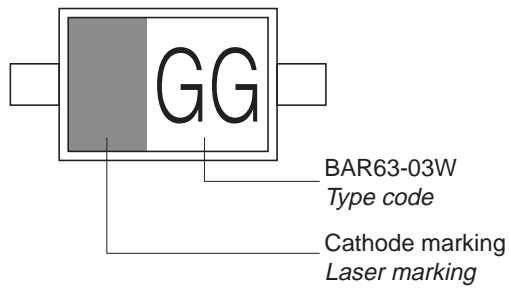
Package Outline



Foot Print

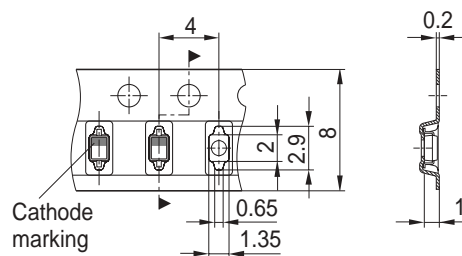


Marking Layout (Example)



Standard Packing

Reel \varnothing 180 mm = 3.000 Pieces/Reel
 Reel \varnothing 330 mm = 10.000 Pieces/Reel



Edition 2006-02-01
Published by
Infineon Technologies AG
81726 München, Germany
© Infineon Technologies AG 2007.
All Rights Reserved.

Attention please!

The information given in this dokument shall in no event be regarded as a guarantee of conditions or characteristics ("Beschaffenheitsgarantie"). With respect to any examples or hints given herein, any typical values stated herein and/or any information regarding the application of the device, Infineon Technologies hereby disclaims any and all warranties and liabilities of any kind, including without limitation warranties of non-infringement of intellectual property rights of any third party.

Information

For further information on technology, delivery terms and conditions and prices please contact your nearest Infineon Technologies Office (www.infineon.com).

Warnings

Due to technical requirements components may contain dangerous substances. For information on the types in question please contact your nearest Infineon Technologies Office.

Infineon Technologies Components may only be used in life-support devices or systems with the express written approval of Infineon Technologies, if a failure of such components can reasonably be expected to cause the failure of that life-support device or system, or to affect the safety or effectiveness of that device or system.

Life support devices or systems are intended to be implanted in the human body, or to support and/or maintain and sustain and/or protect human life. If they fail, it is reasonable to assume that the health of the user or other persons may be endangered.