

POWER RELAY

1 POLE - 5A Slim Power Relay

FTR-MY Series

■ FEATURES

- Width 5mm, height 12mm (31% smaller than NY series)
area 100 mm², super slim , low power, compact and light weight 2.5gr.
- Nominal power: 110mW (8% less than NY series),
Operate power: 54mW
High sensitive
- High reliable contacts, bifurcated gold overlay silver alloy (cadmium free)
- Complies with IEC 61010, 61131
- Dielectric strength: 3,000VAC
- Surge strength: 5,080V
- Safety standards
UL, CSA, VDE, CQC
- RoHS compliant
Please see page 6 for more information
- Plastic sealed type, RTIII



■ APPLICATIONS

- PLC, I/O module inverter control

■ PARTNUMBER INFORMATION

[Example] $\frac{\text{FTR-MY}}{\text{(a)}}$ $\frac{\text{A}}{\text{(b)}}$ $\frac{\text{A}}{\text{(c)}}$ $\frac{\text{012}}{\text{(d)}}$ $\frac{\text{D}}{\text{(e)}}$

(a)	Relay type	FTR-MY : FTR-MY-Series
(b)	Contact configuration	A : 1 form A
(c)	Coil type	A : Standard type (110mW)
(d)	Coil rated voltage	012 : 4.5.....24 VDC Coil rating table at page 3
(e)	Contact material	D : Gold overlay AgNi

Actual marking does not carry the type name : "FTR"
E.g.: Ordering code: FTR-MYAA012D Actual marking: MYAA012D

■ SPECIFICATION

Item	FTR-MY		
Contact Data	Configuration	1 form A	
	Construction	Bifurcated	
	Material	Gold overlay silver alloy (Ag90 Ni10+Au)	
	Resistance (initial)	Max. 30 mΩ at 6VDC, 1A	
	Contact rating	5A, 250VAC / 30VDC	
	Max. carrying current	5A	
	Max. switching current	5A	
	Max. switching voltage	277VAC / 125VDC	
	Max. switching power	1,250VA / 150W	
	Min. switching load *	1 mA, 5VDC	
Life	Mechanical	Min. 20 x 10 ⁶ operations	
	Electrical	Min. 100 x 10 ³ operations (at 3A 250VAC, 30VDC resistive) Min. 50 x 10 ³ operations (at 5A 250VAC, 30VDC resistive) (switching frequency 20 times/minute)	
Coil Data	Rated power (at 20 °C)	110 mW	
	Operate power (at 20 °C)	54 mW	
	Operating temperature range	-40 °C to +90 °C (no frost)	
Timing Data	Operate (at nominal voltage)	Max. 10 ms (without bounce)	
	Release (at nominal voltage)	Max. 5 ms	
Insulation	Resistance (initial)	Min. 1,000MΩ at 500VDC	
	Dielectric strength	Open contacts	750VAC (50/60Hz) 1min
		Contacts to coil	3,000VAC (50/60Hz) 1min
	Surge strength	Coil to contacts	5,080V / 1.2 x 50μs standard wave
Other	Vibration resistance	Misoperation	10 to 55 to 10 single amplitude 0.75mm
		Endurance	10 to 55 to 10 single amplitude 2.5mm
	Shock	Misoperation	Min. 100m/s ² (11 ± 1ms)
		Endurance	Min. 1,000m/s ² (6 ± 1ms)
	Weight	Approximately 2.5 g	
	Sealing	Plastic sealed RTIII	

* Minimum switching loads mentioned above are reference values. Please perform the confirmation test with actual load before production since reference values may vary according to switching frequencies, environmental conditions and expected reliability levels.

■ COIL RATING

Coil Code	Rated Coil Voltage (VDC)	Coil Resistance +/- 10% (Ohm)	Must Operate Voltage (VDC) *	Must Release-Voltage (VDC) *	Rated Power (mW)
4.5	4.5	185	3.15	0.225	110
005	5	230	3.5	0.25	
006	6	330	4.2	0.3	
009	9	740	6.3	0.45	
012	12	1,310	8.4	0.6	
018	18	2,950	12.6	0.9	
024	24	5,240	16.8	1.2	

Note: All values in the table are valid for 20°C and zero contact current.

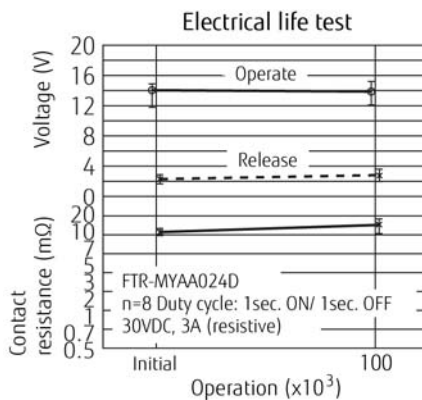
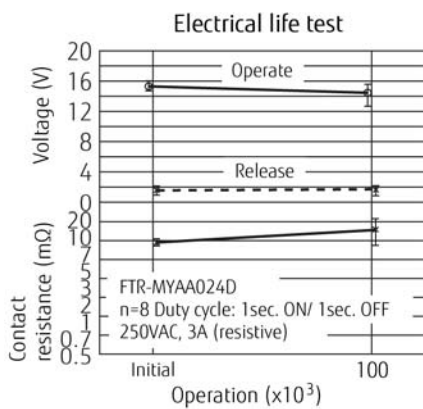
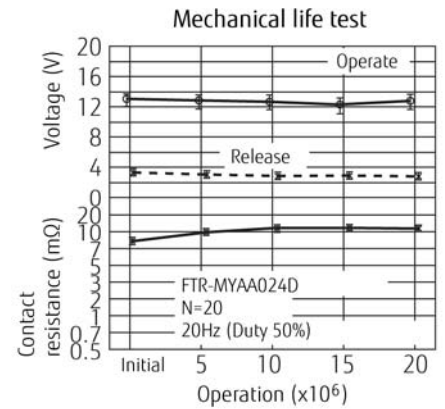
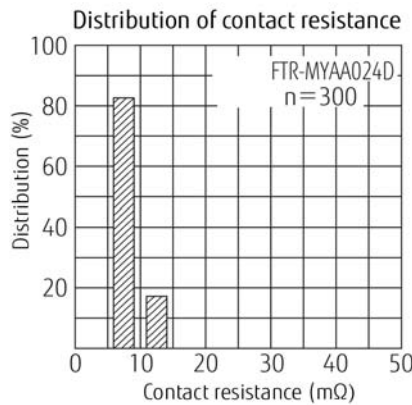
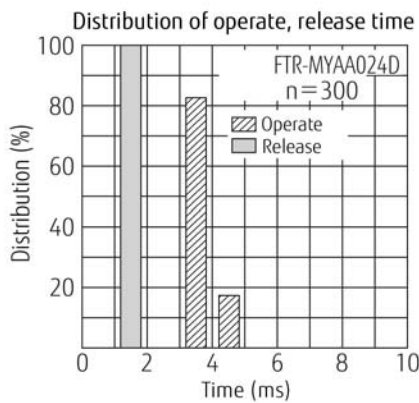
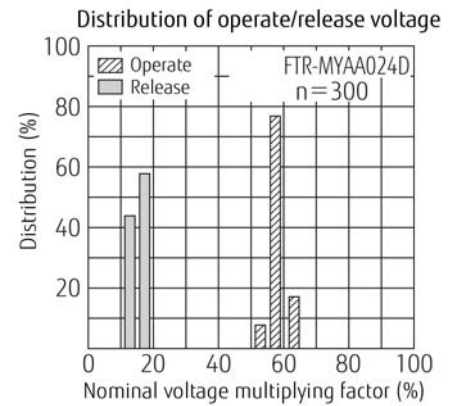
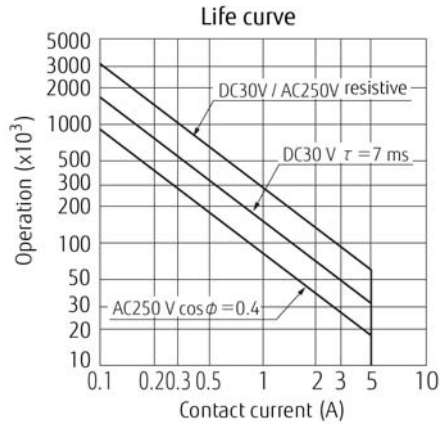
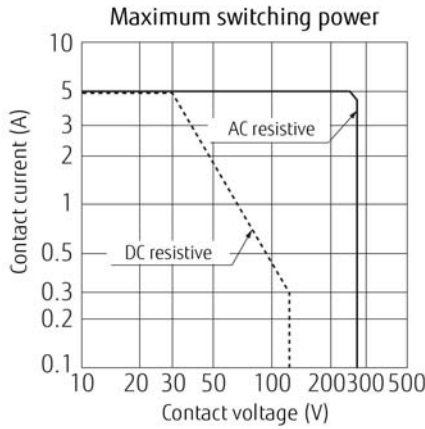
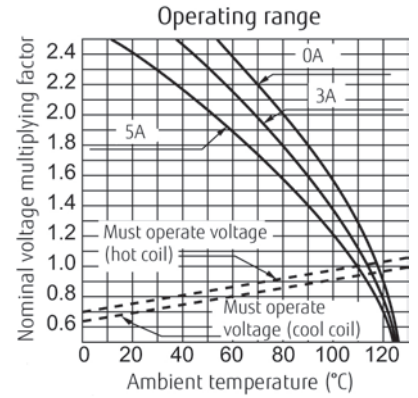
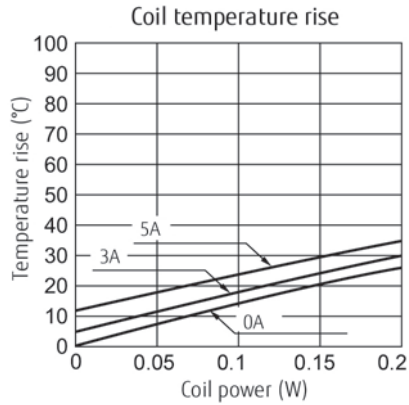
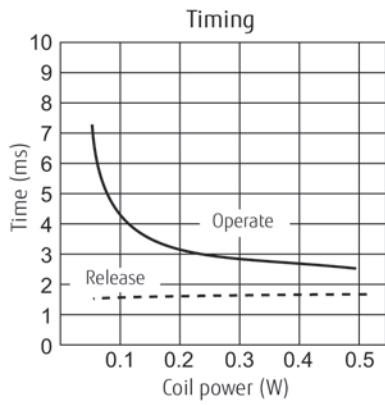
* Specified operate values are valid for pulse wave voltage.

■ SAFETY STANDARDS

Type	Compliance	Contact rating
UL	UL 508 ANSI/ISA 12.12.01	Flammability: UL 94-V0 (plastics)
	E63614, E225300	5A, 277 VAC (resistive) 5A, 30 VDC (resistive) 1/10 HP, 277VAC /125VAC Pilot duty: D300, C300, R300
CSA	C22.2 No. 14 LR 40304	
VDE	IEC/EN61810-1	5A, 250VAC, $\cos\phi 1$, 50K 5A, 30VDC, 0msec, 50K
CQC	GB15092.1 11001063129, 03001007663	5A 250VAC

Note: Confirm to IEC61010, 61131 reinforced insulation

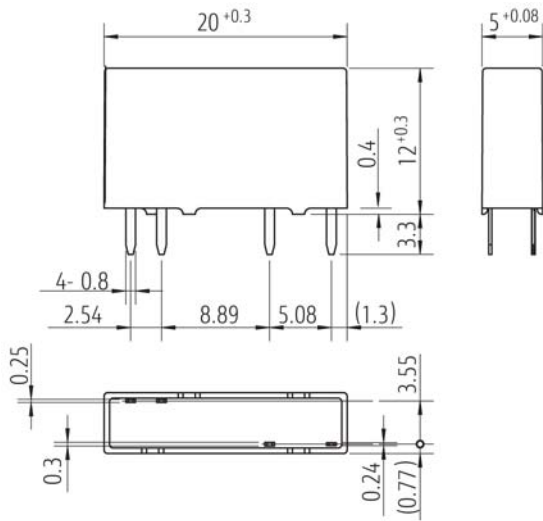
CHARACTERISTIC DATA



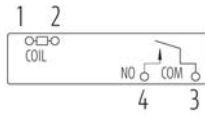
FTR-MY SERIES

■ DIMENSIONS

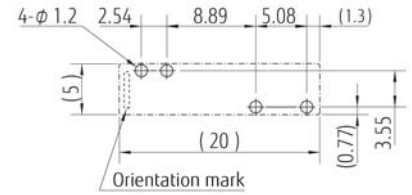
● Dimensions



● Schematics



● PC board mounting hole layout (BOTTOM VIEW)



Unit: mm

RoHS Compliance and Lead Free Information

1. General Information

- All relays produced by Fujitsu Components are compliant with RoHS directive 2011/65/EU including amendments.
- Cadmium as used in electrical contacts is exempted from the RoHS directives.
As per Annex III of directive 2011/65/EU.
- All relays are lead-free. Please refer to Lead-Free Status Info for older date codes at:
<http://www.fujitsu.com/downloads/MICRO/fcai/relays/lead-free-letter.pdf>
- Lead free solder plating on relay terminals is Sn-3.0Ag-0.5Cu, unless otherwise specified.
This material has been verified to be compatible with PbSn assembly process.

2. Recommended Lead Free Solder Condition

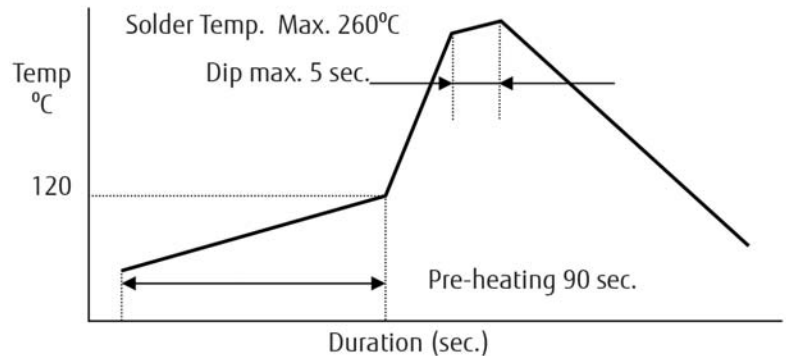
- Recommended solder Sn-3.0Ag-0.5Cu.

Flow Solder Condition:

Pre-heating: maximum 120°C
within 90 sec.
Soldering: dip within 5 sec. at
255°C ± 5°C solder bath
Relay must be cooled by air immediately
after soldering

Solder by Soldering Iron:

Soldering Iron 30-60W
Temperature: maximum 350-360°C
Duration: maximum 3 sec.



We highly recommend that you confirm your actual solder conditions

3. Moisture Sensitivity

- Moisture Sensitivity Level standard is not applicable to electromechanical relays, unless otherwise indicated.

4. Tin Whiskers

- Dipped SnAgCu solder is known as presenting a low risk to tin whisker development. No considerable length whisker was found by our in house test.

Fujitsu Components International Headquarter Offices

Japan

Fujitsu Component Limited
Gotanda-Chuo Building
3-5, Higashigotanda 2-chome, Shinagawa-ku
Tokyo 141, Japan
Tel: (81-3) 5449-7010
Fax: (81-3) 5449-2626
Email: promothq@ft.ed.fujitsu.com
Web: www.fcl.fujitsu.com

North and South America

Fujitsu Components America, Inc.
250 E. Caribbean Drive
Sunnyvale, CA 94089 U.S.A.
Tel: (1-408) 745-4900
Fax: (1-408) 745-4970
Email: components@us.fujitsu.com
Web: <http://us.fujitsu.com/components>

Europe

Fujitsu Components Europe B.V.
Diamantlaan 25
2132 WV Hoofddorp
Netherlands
Tel: (31-23) 5560910
Fax: (31-23) 5560950
Email: info@fceu.fujitsu.com
Web: emea.fujitsu.com/components/

Asia Pacific

Fujitsu Components Asia Ltd.
102E Pasir Panjang Road
#01-01 Citilink Warehouse Complex
Singapore 118529
Tel: (65) 6375-8560
Fax: (65) 6273-3021
Email: fcal@fcal.fujitsu.com
Web: <http://www.fujitsu.com/sg/services/micro/components/>

©2014 Fujitsu Components Europe B.V. All rights reserved. All trademarks or registered trademarks are the property of their respective owners.

The contents, data and information in this datasheet are provided by Fujitsu Component Ltd. as a service only to its user and only for general information purposes.

The use of the contents, data and information provided in this datasheet is at the users' own risk.

Fujitsu has assembled this datasheet with care and will endeavor to keep the contents, data and information correct, accurate, comprehensive, complete and up to date.

Fujitsu Components Europe B.V. and affiliated companies do however not accept any responsibility or liability on their behalf, nor on behalf of its employees, for any loss or damage, direct, indirect or consequential, with respect to this datasheet, its contents, data, and information and related graphics and the correctness, reliability, accuracy, comprehensiveness, usefulness, availability and completeness thereof. Nor do Fujitsu Components Europe B.V. and affiliated companies accept on their behalf, nor on behalf of its employees, any responsibility or liability for any representation or warrant of any kind, express or implied, including warranties of any kind for merchantability or fitness for particular use, with respect to these datasheets, its contents, data, information and related graphics and the correctness, reliability, accuracy, comprehensiveness, usefulness, availability and completeness thereof. Rev. December 10, 2014

Mouser Electronics

Authorized Distributor

Click to View Pricing, Inventory, Delivery & Lifecycle Information:

Fujitsu:

[FTR-MYAA005D](#) [FTR-MYAA006D](#) [FTR-MYAA009D](#) [FTR-MYAA024D](#) [FTR-MYAA018D](#) [FTR-MYAA012D](#) [FTR-MYAA4.5D](#)