

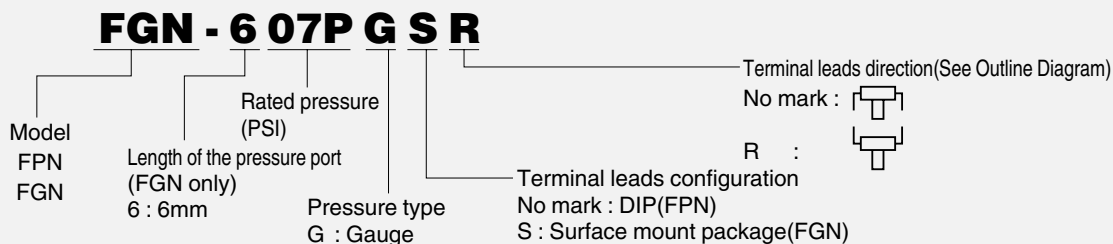
## ■ Features

- Dual-In-line-Package (DIP) or SMD, Easy to mount on PCB
- Vacuum pressure measurable

## ■ Applications

- Home use Non-Invasive Blood Pressure(NIBP) monitors
- Vacuum cleaner
- Washing machine

## ■ Part number for ordering



Pressure type	Gauge pressure	
	FPN	FGN-6
Model		
Package configuration	Dual-In-line-Package(DIP)	Surface mount package, 6mm pressure port

Measurable pressure range(kPa)	Part number for ordering		
-13.79~13.79	FPN-02PG	FPN-02PGR	FGN-602PGSR
-34.47~34.47	FPN-05PG	FPN-05PGR	FGN-605PGSR
-48.26~48.26	FPN-07PG	FPN-07PGR	FGN-607PGSR
-98.07~103.4	FPN-15PG	FPN-15PGR	FGN-615PGSR

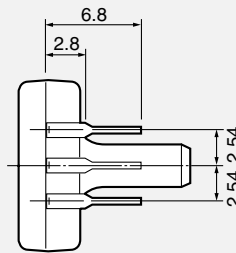
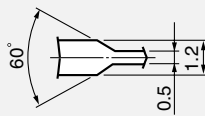
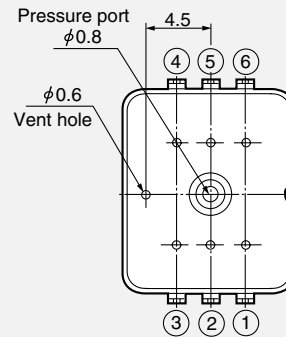
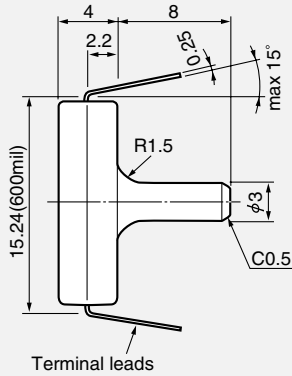
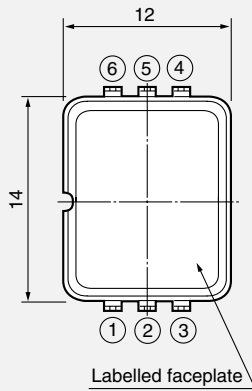
## ■ Specifications

Model/Rated pressure	02PG	05PG	07PG	15PG	unit
<b>Recommended operating conditions</b>					
Pressure type	Gauge pressure				—
Rated pressure	13.79	34.47	48.26	103.4	kPa
	0.141	0.352	0.492	1.055	kg/cm <sup>2</sup>
Measurable pressure range	-13.79~13.79	-34.47~34.47	-48.26~48.26	-98.07~103.4	kPa
Pressure media	Non-corrosive gas				—
Excitation current(Constant)	1.5				mADC
<b>Absolute maximum rating</b>					
Maximum load pressure	Twice of rated pressure				—
Maximum excitation current	3.0				mADC
Operating temperature	0~80				°C
Storage temperature	-20~100				°C
Operating humidity	30~80(No dew condensation)				%RH
<b>Electric performances/characteristics(Excitation current I=1.5mA constant, Ambient temperature Ta=25°C)</b>					
Full scale span voltage	40~130				mV
Offset voltage	±40	±25			mV
Bridge impedance	4000~6000				Ω
Mechanical response time	2(For the reference)				msec
Accuracy	Temperature sensitivity of offset(TSO)	±10.0	±8.0		%FS/0~50°C
	Temperature coefficient of sensitivity(TCS)	5.0	2.5		%FS/0~50°C
	Linearity	±0.6	±0.3		%FS
	Pressure hysteresis	±1.0	±0.7		%FS

Outline dimensions

unit(mm)

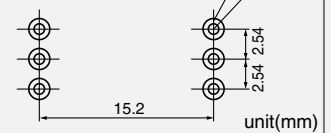
FPN



Recommended footprint for PCB

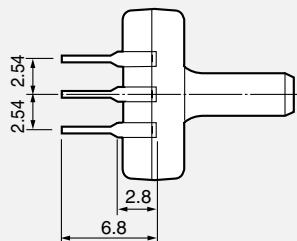
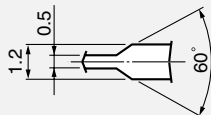
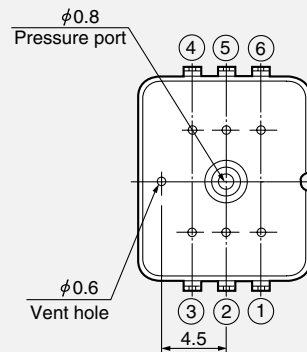
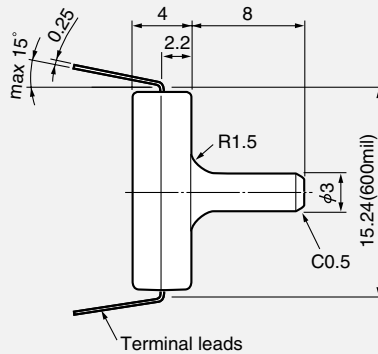
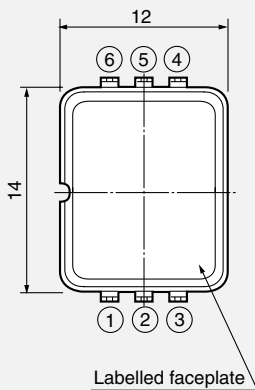
6- φ0.9(Diameter of through holes)

6- φ1.8(Diameter of lands)



unit(mm)

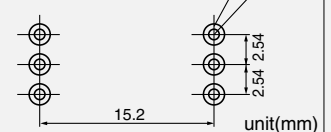
FPN-R



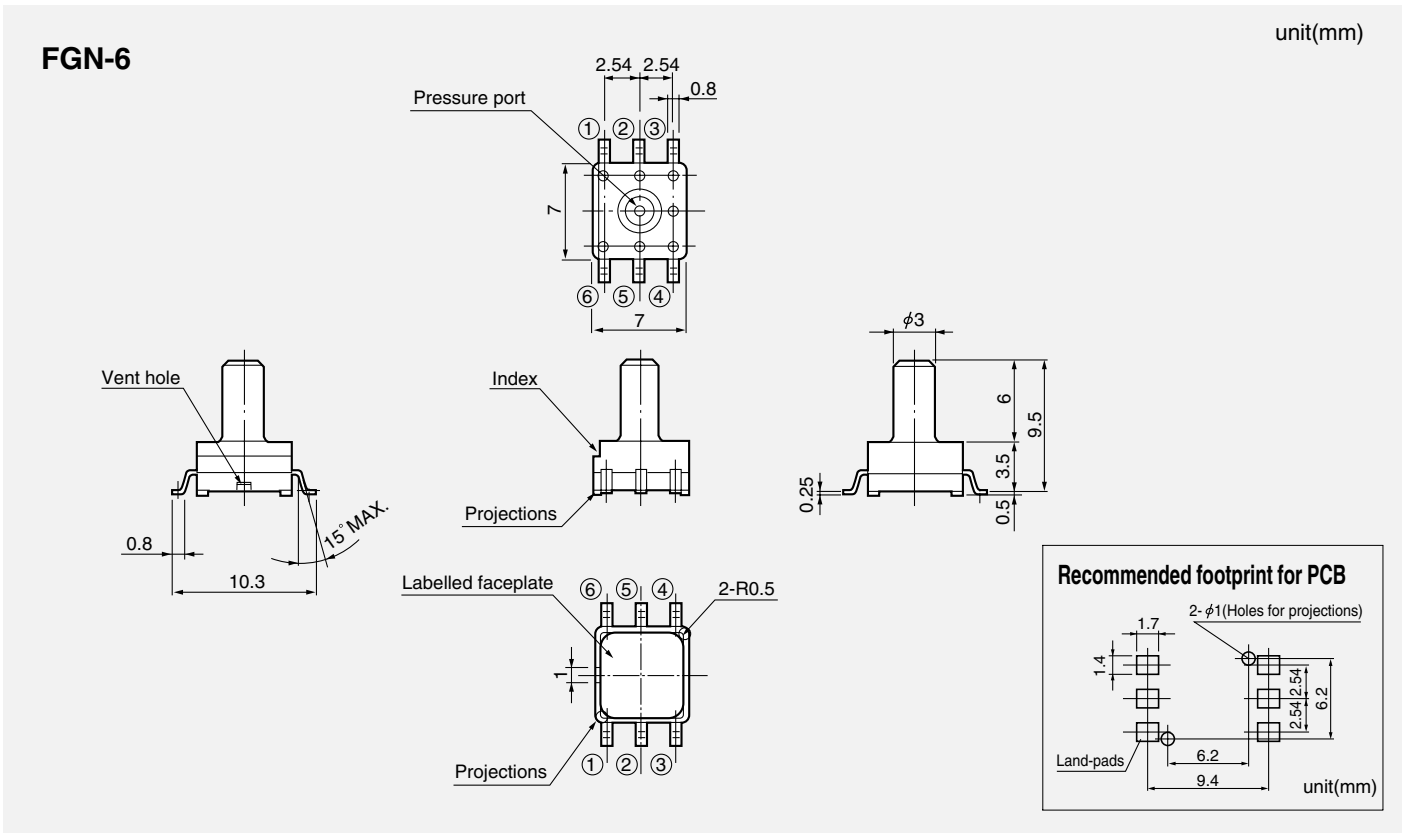
Recommended footprint for PCB

6- φ0.9(Diameter of through holes)

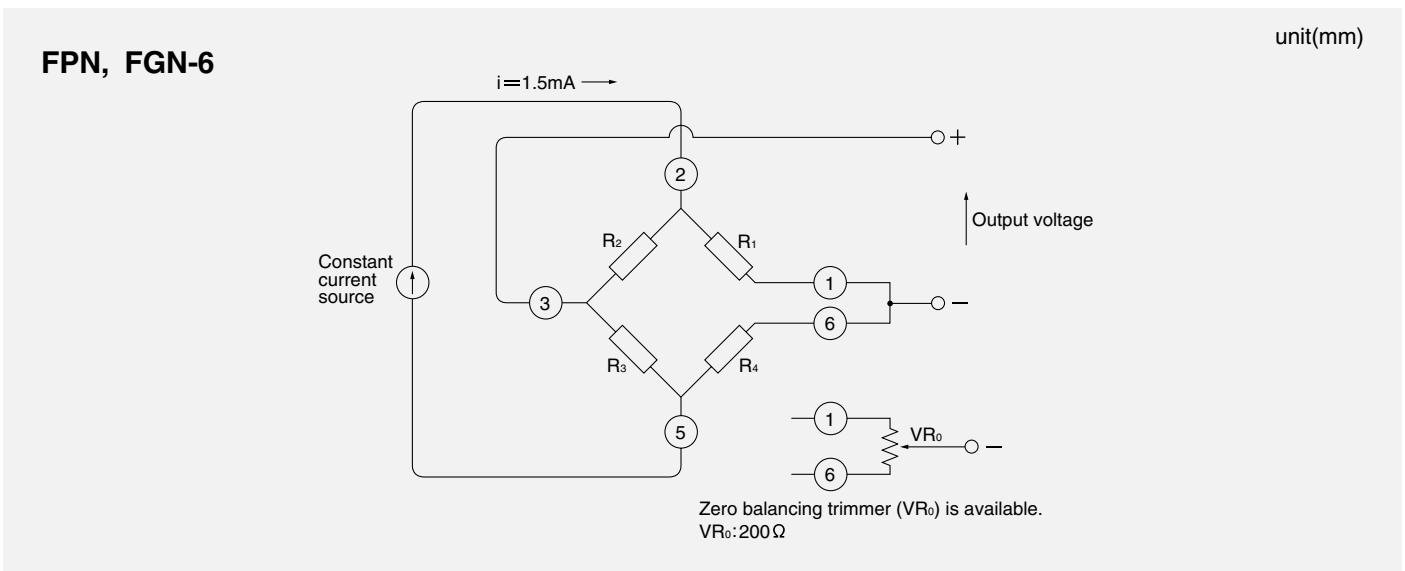
6- φ1.8(Diameter of lands)



Outline dimensions



Connection diagram



Note ; Please read instruction "Notes" before using the sensor.  
 Fujikura reserves the right to change specifications without notice.

**Fujikura Ltd.**

If you have any questions regarding technical issues or specifications, please contact us.  
 Sensor Engineering Department 5-1 Kiba 1-chome, Koto-ku, Tokyo 135-8512, Japan  
 Phone +81-(0)3-5606-1072 Fax. +81-(0)3-5606-1538  
 E-mail : sensor@fujikura.co.jp